

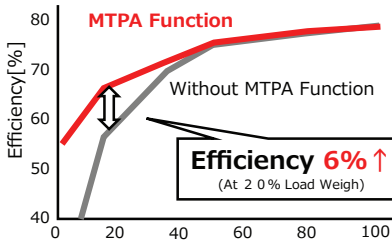
Next Generation Yaskawa New Series Drive GA700

INCREASED PRODUCTIVITY . ENERGY SAVING . COST REDUCTION . ENVIRONMENTAL FRIENDLINESS

Further Energy Savings

The energy-saving effect improves by the new function that controls to minimize the power consumption of the motor.

Inverter + Motor Total Efficiency



Adjustable to any motor

With new function EZ vector control, all motors can be driven by an auto tuning unnecessary.



GA700

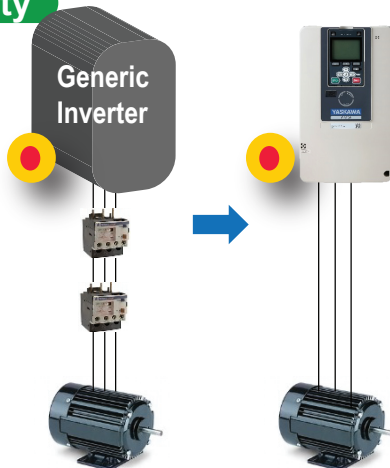
Global Standards

Meets major standards of the world and regions

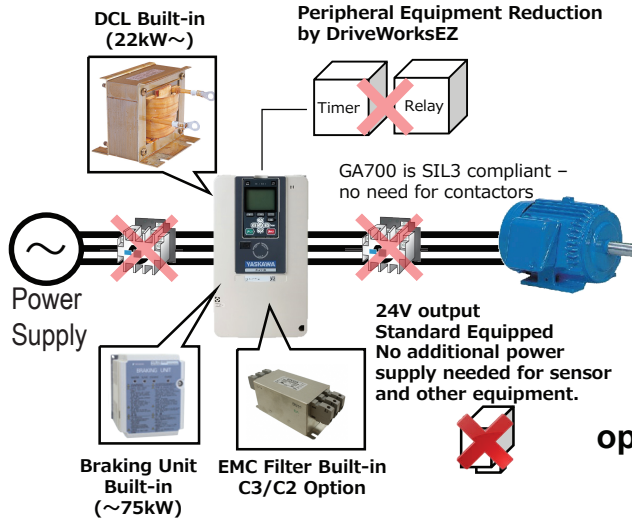


High Security & Safety

STO from two-terminal input(safety shut-off torque) are standard equipped. Fulfills: IEC/EN61508 SIL3 and ISO13849-1 Cat.3 PLe high degree of safety system can be built without any additional equipment such as an electromagnetic contactor system saving wiring and space




Total Cost Reduction



Horizontal Mount for further space savings



1 communication option card to control 5 inverters



Reduced Set-up or Down Time

Easy backup, restore and replication of parameters on keypad



MicroSD for data logging storage

EASY

SUSTAINABLE

FLEXIBLE

Built-in Clock Function to easily identify the time of malfunction

Change Parameters
•A1-02=5
•d1-01=20
•L1-01=2
:



LED status ring indicates operation conditions

Access to Bluetooth built-in keypads option from portable devices.

Parameter backup using cloud



Standard Specifications

200V

Catalog Code: GA70A2□		2004	2006	2008	2010	2012	2018	2021	2030	2042	2056	2070	2082	2110	2138	2169	2211	2257	2313	2360	2415	
Max. Application Motor Capacity (kW) *	HD	0.55	0.75	1.1	1.5	2.2	3	3.7	5.5	7.5	11	15	18.5	22	30	37	45	55	75	90	110	
	ND	0.75	1.1	1.5	2.2	3	3.7	5.5	7.5	11	15	18.5	22	30	37	45	55	75	90	110	-	
Rated Output Current (A)	HD	3.2	5	6.9	8	11	14	17.5	25	33	47	60	75	88	115	145	180	215	283	346	415	
	ND	3.5	6	8	9.6	12.2	17.5	21	30	42	56	70	82	110	138	169	211	257	313	360	-	
Overload Tolerance	· HD Rating : 150% of output current for 60 s, ND Rating : 110% of output current for 60 s Note: Derating may be required for applications that start and stop frequently.																					
Carrier Frequency	Derating the output current enables a maximum of 15 kHz to be set. (Derating the output current is not necessary for an ND rating of 2 kHz and an HD rating up to 8 kHz)															5 kHz Note: Can be selected between 1 kHz to 10 kHz by setting C6-02						
Max. Output Voltage (V)	Three-phase 200V~240V Note: The maximum output voltage is proportional to the input voltage.																					
Max. Output Frequency (Hz)	590Hz The frequencies that can be set vary depending on the control mode used.																					
Harmonic Suppression DC Reactor	Option												Built-in									
Braking Function Braking Transistor	Built-in															Option						
EMC Filter IEC61800-3,C2/C3	Built-in (Factory Option)																					
Power	Rated Voltage/Rated Frequency	· Three-phase AC power supply : 200V~240V 50/60 Hz · DC power supply : 270V~340V																				
	Allowable Voltage Fluctuation	-15%~+10%																				
	Allowable Frequency Fluctuation	±5%																				

* : The motor capacity(kW) refers to a Yaskawa 6-pole, 220V motor. The rated output current of the drive output amps should be equal to or greater than the motor rated current.

400V

Catalog Code: GA70A4□		4002	4004	4005	4007	4009	4012	4018	4023	4031	4038	4044	4060	4075	4089	4103	
Max Application Motor Capacity (kW) *	HD	0.55	1.1	1.5	2.2	3	4	5.5	7.5	11	15	18.5	22	30	37	45	
	ND	0.75	1.5	2.2	3	4	5.5	7.5	11	15	18.5	22	30	37	45	55	
Rated Output Current (A)	HD	1.8	3.4	4.8	5.5	7.2	9.2	14.8	18	24	31	39	45	60	75	91	
	ND	2.1	4.1	5.4	7.1	8.9	11.9	17.5	23.4	31	38	44	59.6	74.9	89.2	103	
Overload Tolerance	· HD Rating : 150% of output current for 60 s, ND Rating : of output current 110% for 60 s Note: Derating may be required for applications that start and stop frequently.																
Carrier Frequency	Derating the output current enables a maximum of 15 kHz to be set. (Derating the output current is not necessary for an ND rating of 2 kHz and an HD rating up to 8 kHz)																
Max. Output Voltage (V)	Three-phase 380V~480V Note: The maximum output voltage is proportional to the input voltage.																
Max. Output Frequency (Hz)	590Hz The frequencies that can be set vary depending on the control mode used.																
Harmonic Suppression DC Reactor	option												Built-in				
Braking Function Braking Transistor	Built-in																
EMC Filter IEC61800-3,C2/C3	Built-in (Factory Option)																
Power	Rated Voltage/Rated Frequency	· Three-phase AC power supply 380V~480V 50/60 Hz · DC power supply 540V~680V															
	Allowable Voltage Fluctuation	-15%~+10%															
	Allowable Frequency Fluctuation	±5%															
Model		4140	4168	4208	4250	4296	4371	4389	4453	4568	4675						
Max Application Motor Capacity (kW) *	HD	55	75	90	110	132	160	200	220	250	315						
	ND	75	90	110	132	160	200	220	250	315	355						
Rated Output Current (A)	HD	112	150	180	216	260	304	371	414	453	605						
	ND	140	168	208	250	296	371	389	453	568	675						
Overload Tolerance	· HD Rating : 150% of output current for 60s, ND Rating : 110% of output current for 60s Note: Derating may be required for applications that start and stop frequently.																
Carrier Frequency	Derating the output current enables a maximum of 10 kHz to be set. (Derating the output current is not necessary for an ND rating of 2 kHz and an HD rating up to 5 kHz)										2 kHz Note: Can be selected between 1 kHz to 5 kHz by setting C6-02						
Max. Output Voltage (V)	Three-phase 380V~480V Note: The maximum output voltage is proportional to the input voltage.																
Max. Output Frequency (Hz)	590Hz The frequencies that can be set vary depending on the control mode used.																
Harmonic Suppression DC Reactor	Built-in																
Braking Function Braking Transistor	Built-in								Option								
EMC Filter IEC61800-3,C2/C3	Built-in (Factory Option)																
Power	Rated Voltage/Rated Frequency	· Three-phase AC power supply 380V~480V 50/60Hz · DC power supply 510V~680V															
	Allowable Voltage Fluctuation	-15%~+10%															
	Allowable Frequency Fluctuation	±5%															

Yaskawa Electric (S) Pte Ltd
 151 Lorong Chuan, #04-02A,
 New Tech Park Lobby A,
 Singapore 556741
 Tel:+65 6282 3003 Fax: +65 6289 3003
 Email: info.ysp@yaskawa.com.sg
 Website: http://www.yaskawa.com.sg

LITERATURE NO. YSP-EZZ023195R2
 Published in September 2016